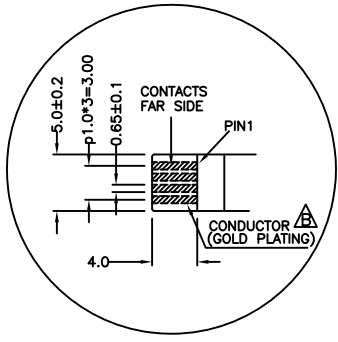
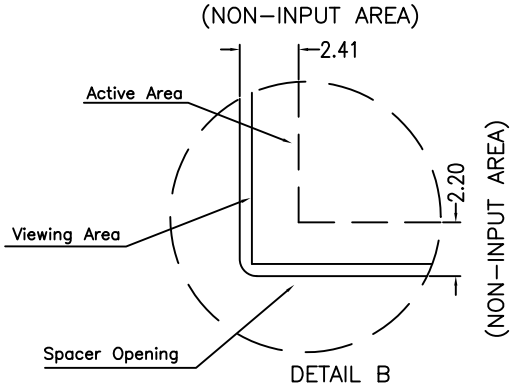


Pin #	Assignment
1	Top
2	Left
3	Bottom
4	Right

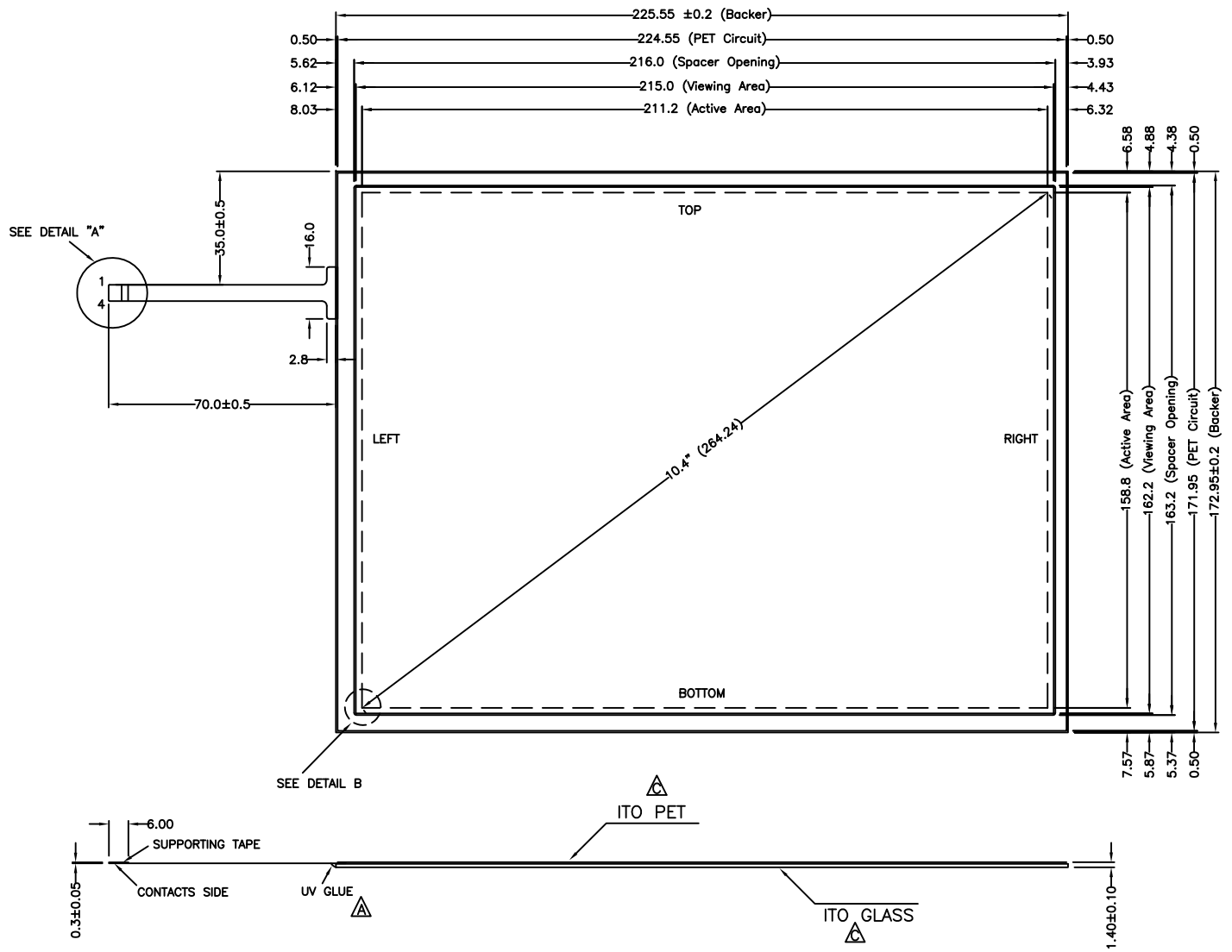
FRONT VIEW



DETAIL A



DETAIL B



- NOTES:
1. ITO GLASS THICKNESS : 1.10mm
 2. OVERALL THICKNESS : 1.40±0.10mm
 3. CONNECTOR AND PINOUT AS INDICATED
 4. FRONT SURFACE : ANTI-GLARE HARDCOAT
 5. LAYER TO LAYER ASSEMBLY TOLERANCE: ±0.50mm
 6. TAIL TYPE : IMMERSION GOLD PLATED FPC , ZIF
 7. OTHER SPEC : SEE APPROVAL SHEET
- *BEFORE DESIGN PLEASE REFER TO THE INTEGRATION GUIDE



NO.	DATE	DESCRIPTION	CHK
C	JAN 3, 2006	MATERIAL MODIFY	ALEX
B	JULY 20, 2006	CONDUCTOR GOLD PLATING	ALEX
A	SEP 30, 2004	ADD UV GLUE TO TAIL LOCATION	ALEX

REVISION			
CHIEF OF DESIGN	APPROVED	Grace	
ENGINEER	PROJECT MANAGER		
DRAWN BY	Bruce	DATE	May 04, 2012
SHT	1 OF 1	REV.	C

Apex Material Technology Corp.

TOLERANCES UNLESS SPECIFIED		PROJECT NAME :09509-00 DWG NO :09509-3-012 SCALE: 1:1 UNIT: mm
.X	± 0.50	
.XX	± 0.50	
.XXX	± 0.30	
ANGULAR	.	