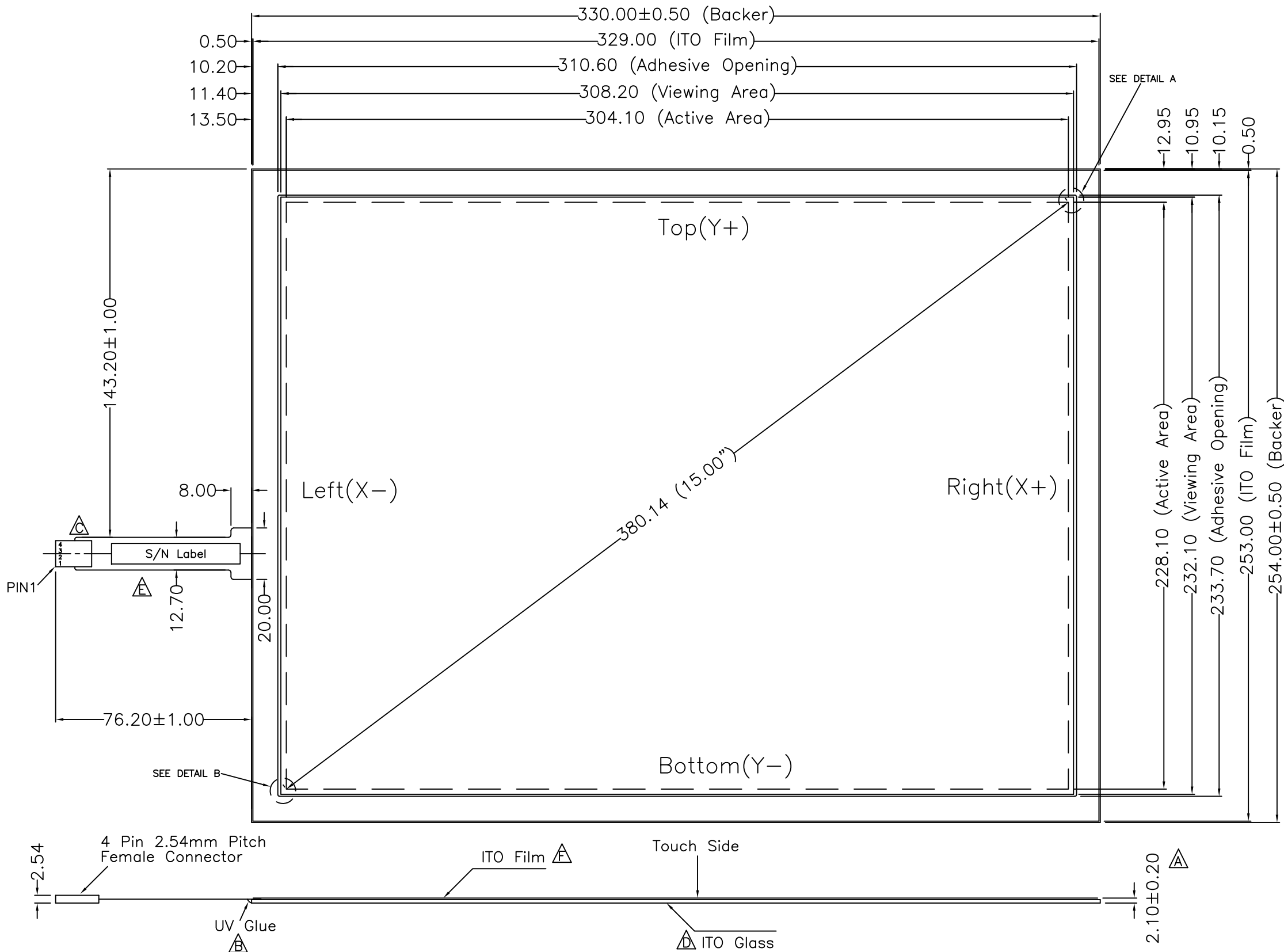
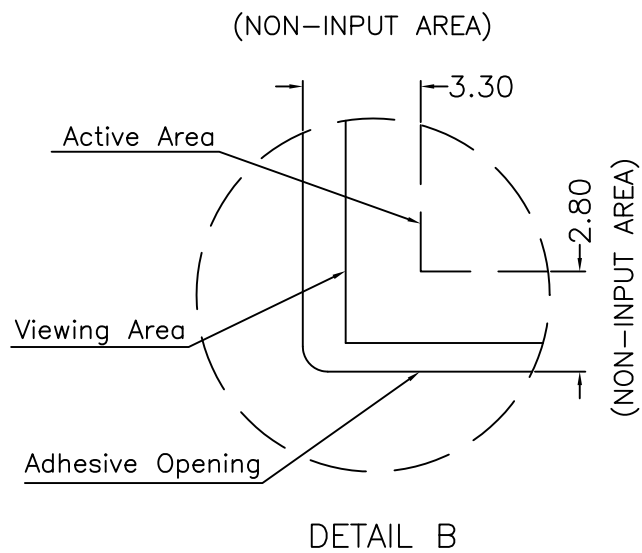
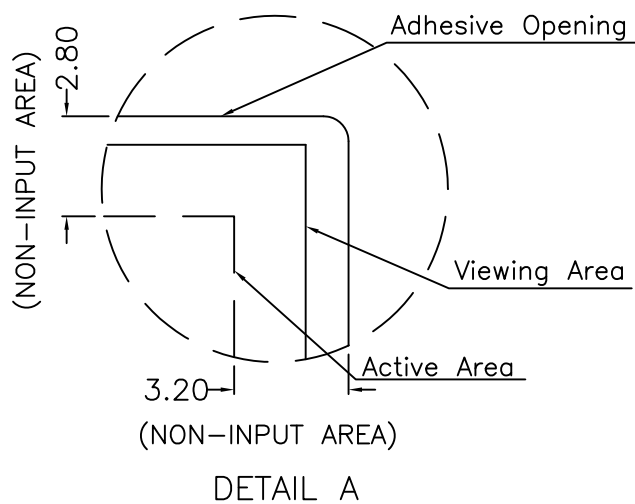


TOUCH SIDE VIEW

Pin #	Assignment
1	Right(X+)
2	Bottom(Y-)
3	Left(X-)
4	Top(Y+)



NOTES:

1. ITO GLASS THICKNESS : 1.80mm
 2. OVERALL THICKNESS : 2.10±0.20mm
 3. CONNECTOR AND PINOUT AS INDICATED
 4. FRONT SURFACE : ANTI-GLARE HARDCOAT
 5. LAYER TO LAYER ASSEMBLY TOLERANCE: ±0.50mm
 6. TAIL TYPE : HSC WITH CONNECTOR
 7. OTHER SPEC : SEE APPROVAL SHEET
- *BEFORE DESIGN PLEASE REFER TO THE INTEGRATION GUIDE



NO.	DATE	DESCRIPTION	CHK
F	NOV 02,2009	MODIFY ITO FILM	Alex
E	OCT 30,2007	MODIFY TAIL	Alex
D	MAY 21,2007	MODIFY ITO GLASS	Alex
C	MAY 19,2005	CONTACTS WORKING OF RIGHT	Alex
B	SEP 29,2004	ADD UV GLUE TO TAIL LOCATION	Alex
A	NOV 26,2003	MODIFY GLASS THICKNESS	Alex

REVISION			
CHIEF OF DESIGN		APPROVED	Grace
ENGINEER		PROJECT MANAGER	
DRAWN BY	Bruce	DATE	May. 02 , 2012
SHT	1 OF 1	REV.	F

Apex Material Technology Corp.

TOLERANCES UNLESS SPECIFIED		MODEL NAME : 9102 DWG NO : 9102-6-012 SCALE: 1:1 UNIT: mm
.X	± 0.50	
.XX	± 0.50	
.XXX	± 0.30	
ANGULAR	.	