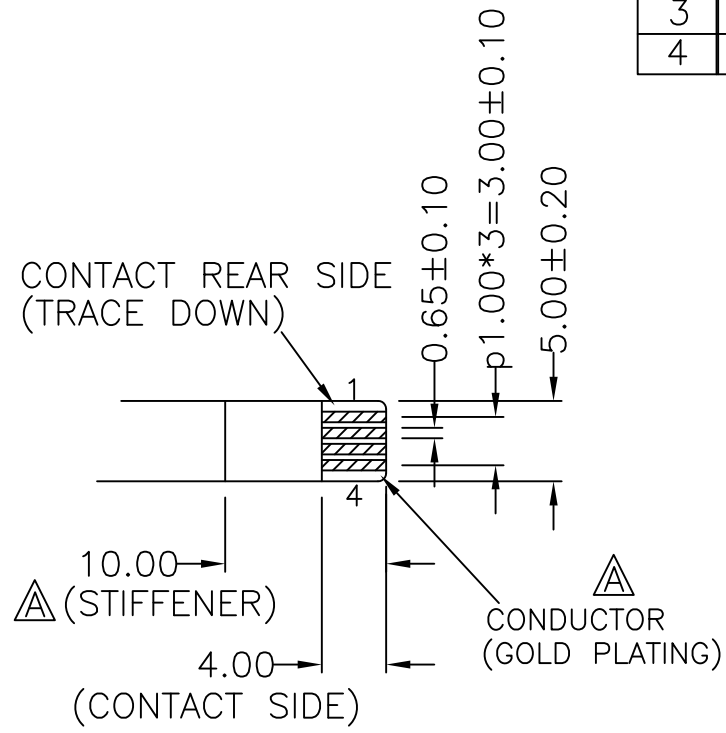
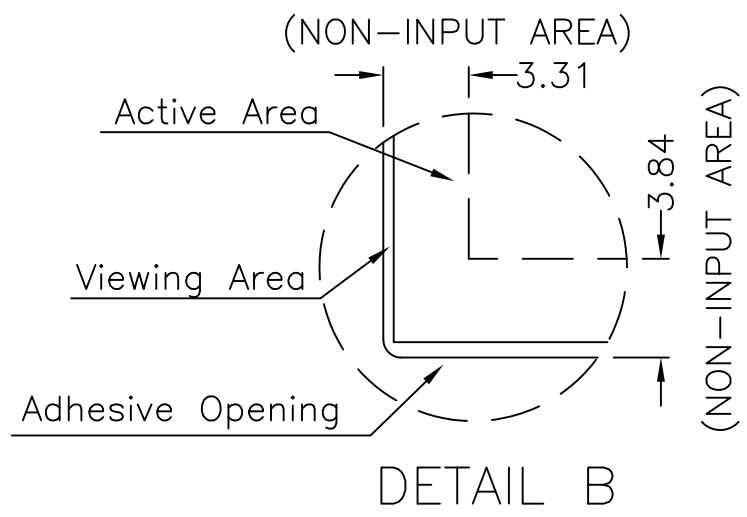


Pin #	Assignment
1	Top
2	Right
3	Bottom
4	Left

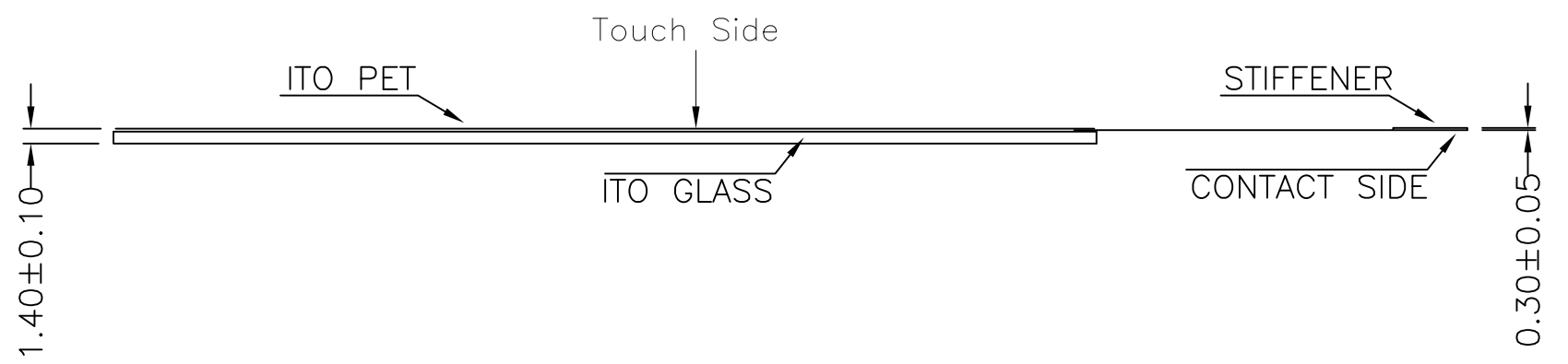
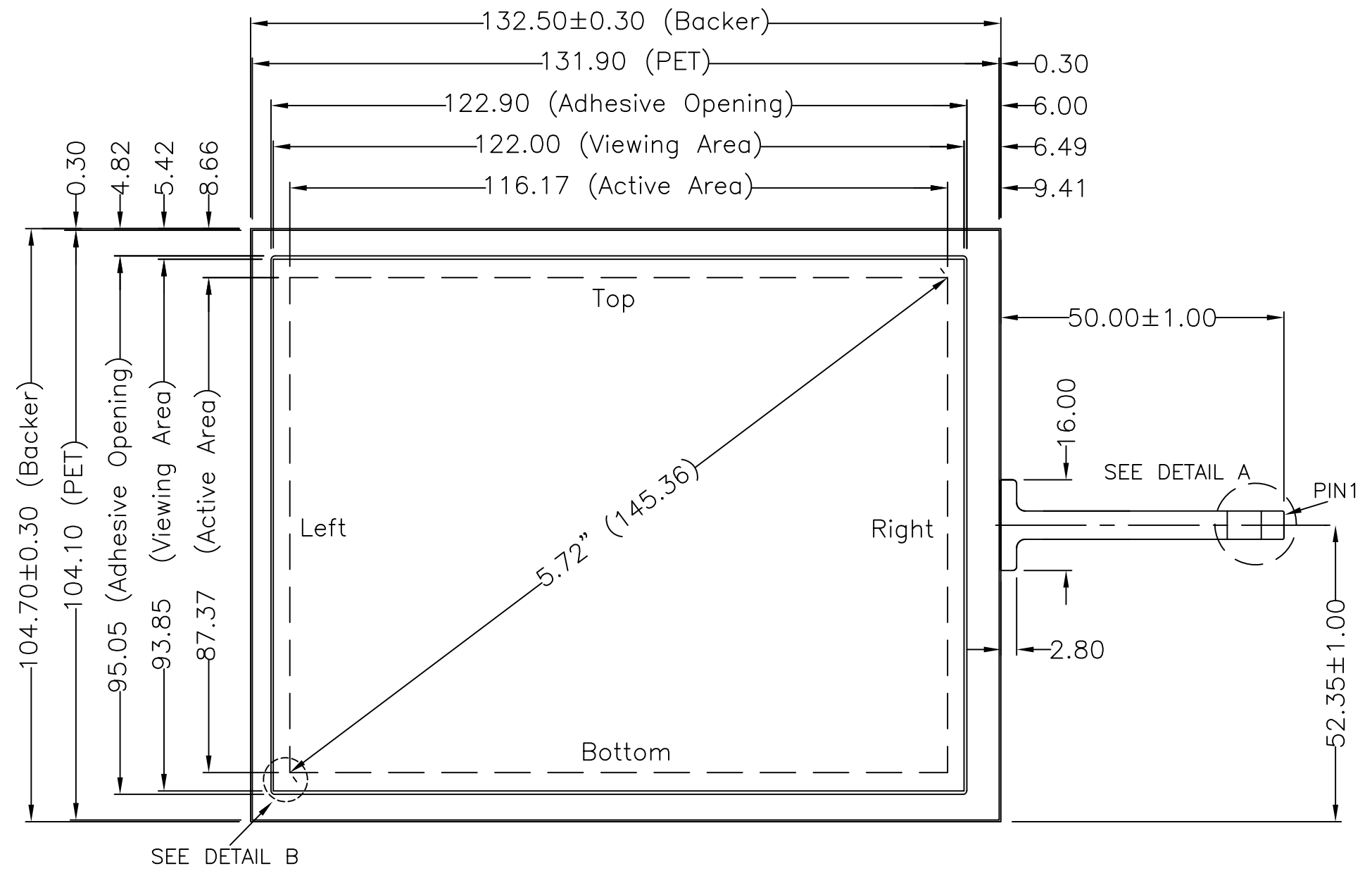
TOUCH SIDE VIEW



DETAIL A



DETAIL B



- NOTES:
1. ITO GLASS THICKNESS : 1.10mm
 2. OVERALL THICKNESS : 1.40±0.10mm
 3. CONNECTOR AND PINOUT AS INDICATED
 4. FRONT SURFACE : ANTI-GLARE HARDCOAT
 5. LAYER TO LAYER ASSEMBLY TOLERANCE: ±0.30mm
 6. TAIL TYPE : IMMERSION GOLD PLATED FPC , ZIF
 7. OTHER SPEC : SEE APPROVAL SHEET
- *BEFORE DESIGN PLEASE REFER TO THE INTEGRATION GUIDE



NO.	DATE	DESCRIPTION	APPROVED	CHK
A	MAY 20, 2005	CONDUCTOR GOLD PLATING & STIFFENER LENGTH MODIFY	ALEX	CHK
REVISION				
CHIEF OF DESIGN		APPROVED	Grace	
ENGINEER		PROJECT MANAGER		
DRAWN BY	Bruce	DATE	May 10, 2012	
SHT	1	OF	1	REV.
				A

TOLERANCES UNLESS SPECIFIED	
.X	± 0.50
.XX	± 0.50
.XXX	± 0.30
ANGULAR	.

Apex Material Technology Corp.

PROJECT NAME: 9532
DWG NO : 9532-1-013
SCALE: 1:1 UNIT: mm