

BEISIT®

倍仕得电气科技(杭州)股份有限公司
BEISIT ELECTRIC TECH (HANGZHOU) CO.,LTD.



BLIND INSERTION TYPE Fluid Connector 盲插式流体连接器

HANGZHOU • CHINA

BI**盲插式流体连接器**

BLIND INSERTION TYPE Fluid Connector

**应用领域 Application Fields**

- 军工防务、航空航天等领域 Military defense, Aerospace and other fields
- 医疗设备 Medical equipment
- 数据中心、超级计算机 Data center, Supercomputer
- 电子通讯 Electronic communication

流体 Fluid

- 冷却液 Coolant
- 水-乙二醇 Water-ethylene glycol
- 导热油 Heat conducting oil
- 酯类 Ester
- 煤油 Kerosene
-


安全 Safety

- 双向密封，接通/断开无泄漏。
- 设备需要过压保护时，可选自卸压的系列，避免断开后设备压力过高。
- 工作时，平头的设计既方便清洁又防止污染物进入。
- 插头插座均配有保护套，在运输过程中防止污染物进入。
- Two-way sealing, Switch on/off without leakage .
- Please select pressure release version to avoid high pressure of the equipment after disconnection.
- Flush, flat face design is easy to clean and prevents contaminants from entering .
- Protective covers are provided to prevent contaminants from entering during transportation.

稳定 Stable

- 优异的流量。
- 高机械寿命，高插拔次数。
- Excellent flow rate.
- High mechanical life.

可靠 Reliability

- 精选的材质配合独特的表面处理使产品坚固可靠的同时，实现高耐腐蚀性、高耐磨性。
- 有多种密封材质可选，可兼容各种流体。
- 产品适用温度范围根据不同O型圈可覆盖-40℃~+200℃，更大范围温度请咨询我司。
- The selected material and unique surface treatment contribute strong and reliable connection, increasing performance of the corrosion resistance.
- Various sealing materials are available to all kinds of fluids.
- The Applicable temperature range of the product can over -40 C to 200 C according to different O-rings. For wide range of temperature, please consult our company.

便捷 Convenient


- 无锁紧结构，靠外力锁紧。
- 摆动结构或位移结构使轴线不共线的插头插座顺利连接。
- No locking structure, relying on external force locking.
- The floating structure or displacement structure enables the smooth connection of plugs and sockets whose axes are not in the same straight line.

丰富 Wide range


- 根据流量大小4种口径任意选择。
- 不同插头插座组合可补偿不同范围对中误差，最大可达2.4mm。
(摆动插头与非摆动插座组合最大补偿对中误差为0.25mm；摆动插头与摆动插座组合最大补偿对中误差为0.5mm；位移插头与非摆动插座组合最大补偿对中误差为1.2mm；位移插头和位移插座组合最大补偿误差为2.4mm)。
- 尾部接口形式多样满足您各种需求。
- 口径、接口、颜色均可以根据客户需求定制（各批次间颜色会存在一定差异）。
- There are 4 sizes for you to choose upon to the flow rate.
- Different plugs and sockets combinations can compensate for different range pair errors, up to a maximum of 2.4mm (Floating plug and non-floating socket combination, the max medium error is less than 0.25mm. Floating plug and socket combination, the max medium error is less than 0.5mm. Displacement plug and non-floating socket combination, the max medium error is less than 1.2mm. Displacement plug and socket combination, the max medium error is less than 2.4mm.)
- Various forms of termination can meet your needs.
- Diameter, interface and color can be customized according to customer requirements (There are some color differences between batches).

盲插式摆动流体连接器

Floating Blindly insertion fluid connector

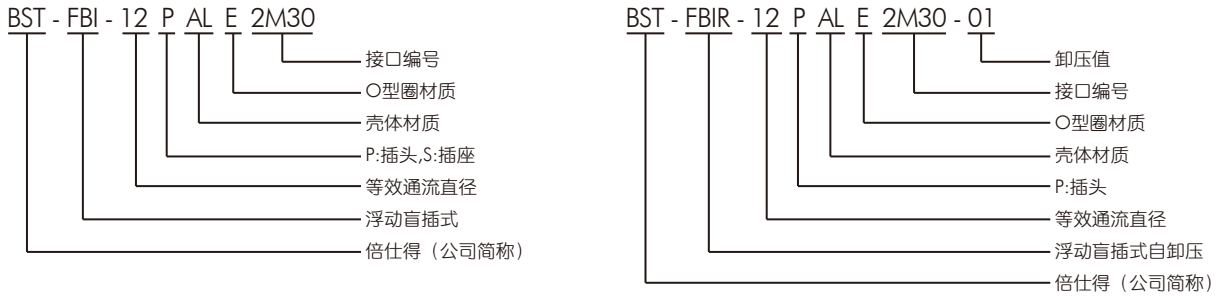


插头、插座皆可摆动，对中误差 $D \leq 0.5\text{mm}$
Plugs and sockets can float, medium error $D \leq 0.5\text{mm}$



插头可摆动，对中误差 $D \leq 0.25\text{mm}$
The plugs can float, medium error $D \leq 0.25\text{mm}$

产品命名规则

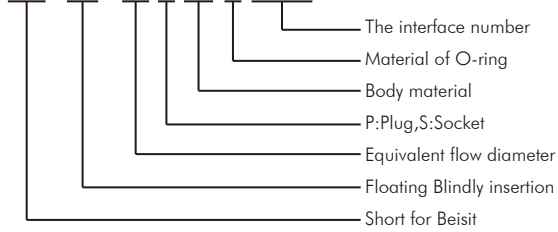


壳体材质	AL:铝; SS:不锈钢; BR:黄铜
O型圈材质	E:EPDM,三元乙丙橡胶,-20℃~+150℃ FV:FVMQ,氟硅橡胶,-40℃~+175℃ FP:FPM,氟碳橡胶, -10℃~+200℃
卸压值	01:卸压值0.2~0.7MPa,即自卸压插座断开时0~0.2MPa密封,卸压压力不大于0.7MPa。 02:卸压值0.8~1.6MPa,即自卸压插座断开时0~0.8MPa密封,卸压压力不大于1.6MPa。
等效通流直径	3:流体有效截面积与直径3mm的圆面积相等 5:流体有效截面积与直径5mm的圆面积相等 8:流体有效截面积与直径8mm的圆面积相等 12:流体有效截面积与直径12mm的圆面积相等

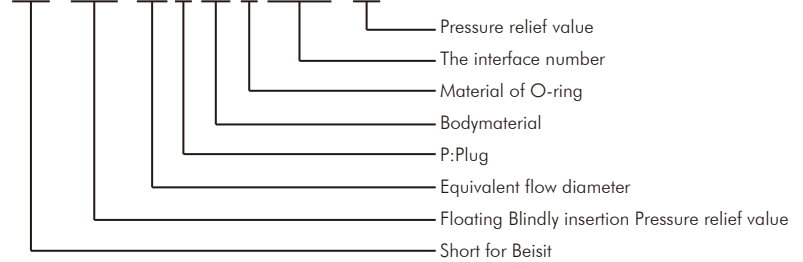
接口编号	
1XXXX	-1:内螺纹,第二位便是螺纹类型(M:公制,G:G型螺纹,J:美制螺纹),后几位为螺纹大小,如1G12。
2XXXX	-2:外螺纹,第二位便是螺纹类型(M:公制,G:G型螺纹,J:美制螺纹),后几位为螺纹大小,如2G12。
3XX	-3:卡箍式,后两位为卡箍最小外径,如319。
4XXXX	-4:法兰式,后几位为孔径尺寸,如43636。
5XXXX	-5:为90°弯角,后几位为螺纹或法兰孔径尺寸,如51G12、53636。
6XXXX	-6:无具体意义,特殊编号,或为定制接口。

PART NUMBERS

BST - FBI - 12 P AL E 2M30



BST - FBIR - 12 P AL E 2M30 - 01



Body material	AL: aluminum; SS: Stainless steel; BR: brass
Material of O-ring	E:EPDM,EPDM rubber,-20 C ~+150 C FV: FVMQ, fluorine silicone rubber,-40 C ~+175 C FP:FPM, fluorocarbon rubber,-10 C ~+200 C
Pressure relief value	01: The pressure relief value is 0.2~ 0.7Mpa, that is, 0~ 0.2Mpa is sealed when the self-unloading socket is disconnected, and the pressure relief is not greater than 0.7Mpa. 02: The pressure relief value is 0.8~ 1.6Mpa, that is, 0~ 0.8Mpa is sealed when the self-unloading socket is disconnected, and the pressure relief is not greater than 1.6Mpa.
Equivalent flow diameter	3:The effective cross-sectional area of the fluid is equal to the area of a circle with a diameter of 3mm 5: The effective cross-sectional area of the fluid is equal to the area of a circle with a diameter of 5mm 8: The effective cross-sectional area of the fluid is equal to the area of a circle with a diameter of 8mm 12: The effective cross-sectional area of the fluid is equal to the area of a circle with a diameter of 12mm

The interface number	
1XXXX	-1: internal thread, followed by thread type (M: metric, G:G thread, J: American thread), followed by thread size, such as 1G12.
2XXXX	-2: external thread, followed by thread type (M: metric, G:G thread, J: American thread), followed by thread size, such as 2G12.
3XX	-3: clamp, followed by the minimum outer diameter of the clamping, such as 319.
4XXX	-4: Flange, followed by the hole size, such as 43636.
5XXX	-5: right angle, followed by the thread or flange hole size, such as 51G12 53636.
6XXX	-6: customer specific.

技术参数

工作温度	-55°C-+95°C	壳体材料种类	黄铜镀镍、铝合金、不锈钢可选
交变湿热	240h	密封件材料种类	丁腈橡胶、三元乙丙橡胶、氟硅橡胶、氟碳橡胶可选
盐雾测试	≥168h	振动测试	按GJB360B-2009方法214, 连接器承受1MPa压力无泄漏
机械寿命	3000次插拔	冲击测试	按GJB360B-2009方法213, 连接器承受1MPa压力无泄漏



普通型

产品型号	BST-FBI-3	BST-FBI-5	BST-FBI-8	BST-FBI-12
最大工作压力 (bar)	20	20	20	20
最小爆破压力 (MPa)	6	6	6	6
流量系数 (m³/h)	0.22	0.79	1.93	4.81
最大工作流量 (L/Min)	2.1	5.88	15	33.9
单次插拔最大泄露量 (ml)	0.002	0.005	0.012	0.02
最大插合力 (N)	40	60	90	150



自卸压型

产品型号	BST-FBIR-3S	BST-FBIR-5S	BST-FBIR-8S	BST-FBIR-12S
最大工作压力 (bar)	20	20	20	20
流量系数 (m³/h)	0.288	0.747	2.07	4.347
最大工作流量 (L/Min)	2.1	5.88	15	33.9
最大插合力 (N)	40	70	95	160

Technical Parameter

Working temperature	-55°C-+95°C	Body material	brass nickel plating, aluminum alloy, stainless steel
Alternating humidity and heat	240h	Sealing material	nitrile rubber, EPDM rubber, fluorosilicone rubber, fluorine-carbon rubber
Salt spray test	≥168h	Vibration test	according to GJB360B-2009 method 214, the connector is subjected to 1MPa pressure without leakage
Mating cycle	3000 times of plugging	Impact test	according to GJB360B-2009 method 213, the connector is subjected to 1MPa pressure without leakage

普通型



Ordinary Type


Product model	BST-FBI-3	BST-FBI-5	BST-FBI-8	BST-FBI-12
Maximum working pressure (bar)	20	20	20	20
Minimum burst pressure (MPa)	6	6	6	6
Flow coefficient (m ³ /h)	0.22	0.79	1.93	4.81
Maximum working flow (L/Min)	2.1	5.88	15	33.9
Maximum leakage (ml)	0.002	0.005	0.012	0.02
Maximum insertion force (N)	40	60	90	150



Pressure Relief Type

Product model	BST-FBIR-3S	BST-FBIR-5S	BST-FBIR-8S	BST-FBIR-12S
Maximum working pressure (bar)	20	20	20	20
Flow coefficient (m ³ /h)	0.288	0.747	2.07	4.347
Maximum working flow (L/Min)	2.1	5.88	15	33.9
Maximum insertion force (N)	40	70	95	160

浮动盲插式流体连接器对中误差补偿




产品型号	最大不对中误差D (mm)	机械限位B (mm)	浮动部分
FBI-3	0.2	26.5±0.3	插头
FBI-5	0.25	41.5±1	插头
FBI-8	0.25	47±1	插头
FBI-12	0.25	63±1	插头



产品型号	最大不对中误差D (mm)	机械限位B (mm)	浮动部分
FBI-5	0.5	21.4±1	插头、插座
FBI-8	0.5	25.5±1	插头、插座
FBI-12	0.5	36±1	插头、插座

Floating Blindly insertion fluid connector compensation for the median error

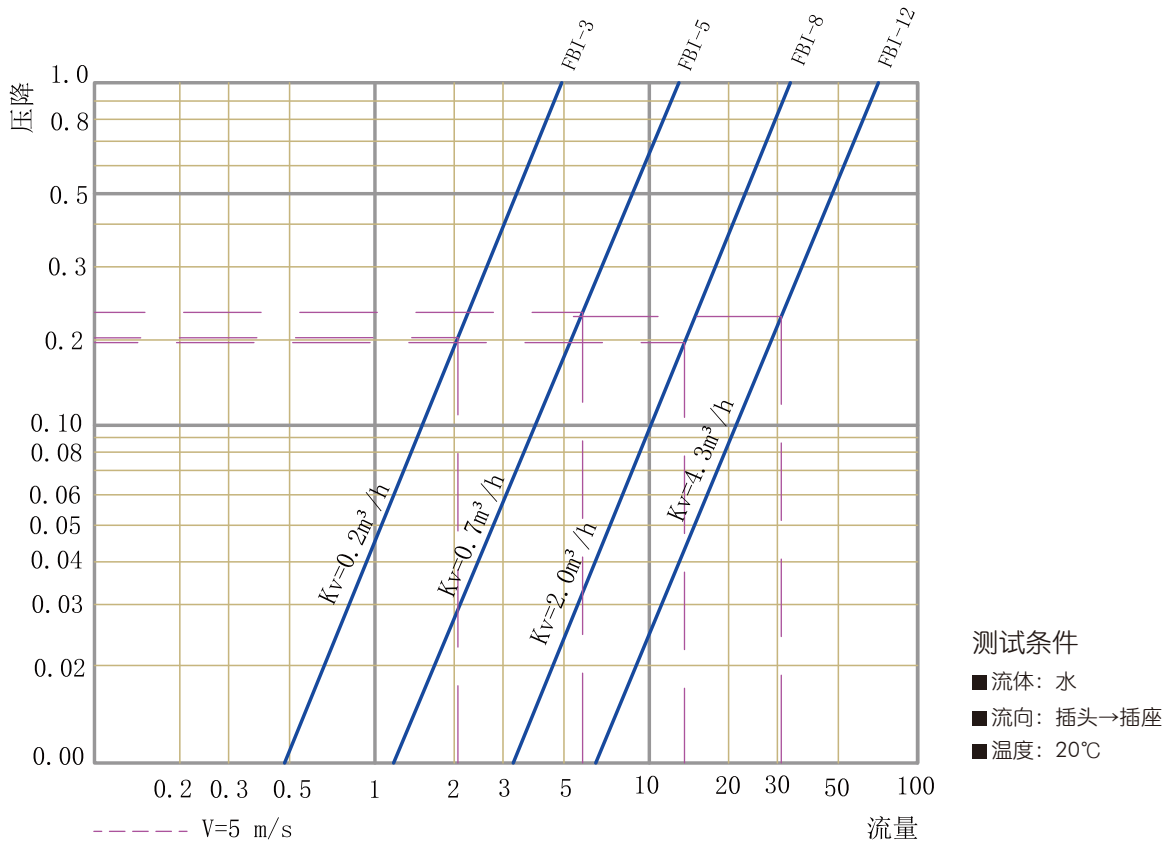


Product model	Maximum mismedian D (mm)	Mechanical limit B (mm)	Floating part
FBI-3	0.2	26.5±0.3	Plugs
FBI-5	0.25	41.5±1	Plugs
FBI-8	0.25	47±1	Plugs
FBI-12	0.25	63±1	Plugs

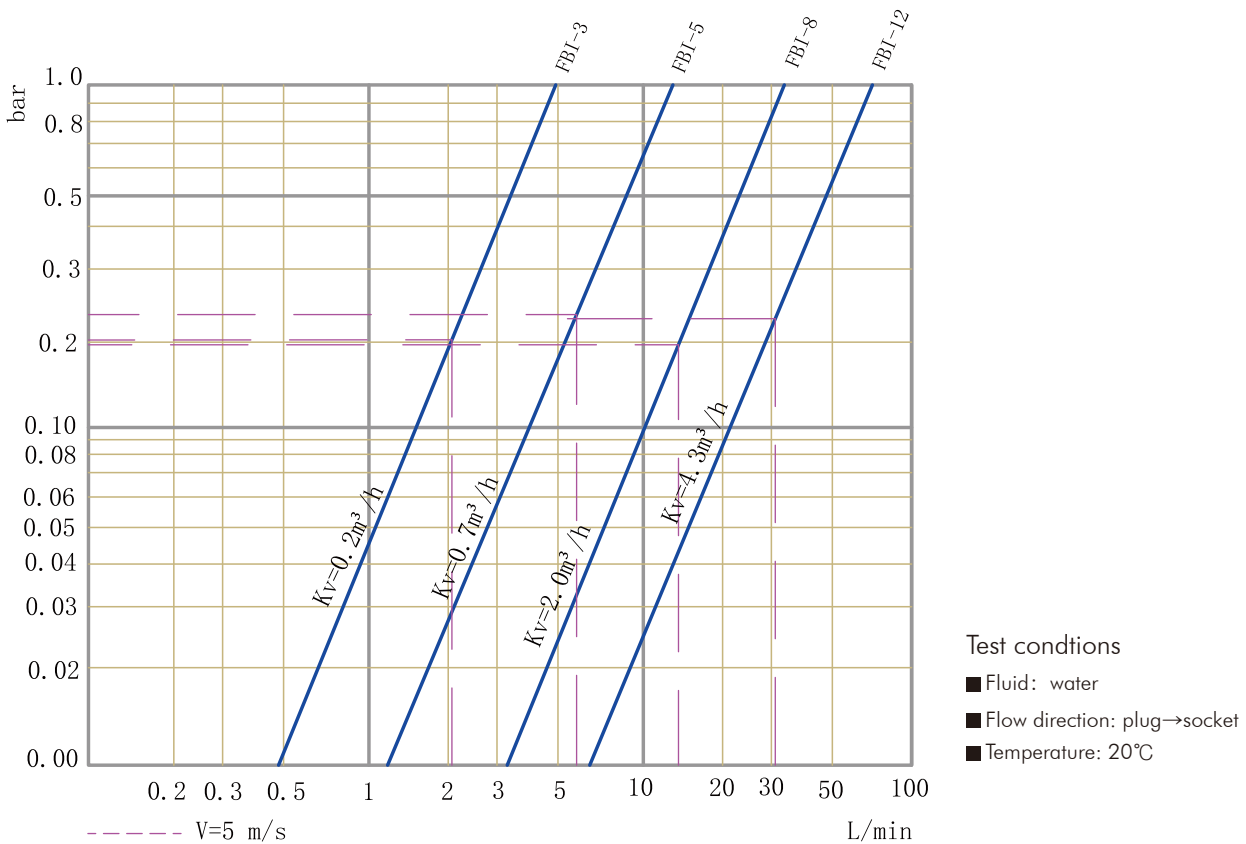


Product model	Maximum mismedian D (mm)	Mechanical limit B (mm)	Floating part
FBI-5	0.5	21.4±1	Plugs、Sockets
FBI-8	0.5	25.5±1	Plugs、Sockets
FBI-12	0.5	36±1	Plugs、Sockets

FBI流量曲线



FBI Flow curve



→ FBI-3



插头货号 Plug Item No.	总长L1 Total length L1 (mm)	接口长度L3 Interface length L3 (mm)	最大直径φD1 Maximum diameter ΦD1 (mm)	接口形式 Interface form	建议开孔尺寸 Suggested opening size
BST-FBI-3PALE2M8	28.8	6.9	10.5	M8X0.75外螺纹	
BST-FBI-3PALE2M10	23.4	11.7	11.5	M10X0.75 外螺纹	

插座货号 Socket Item No.	总长L2 Total length L2 (mm)	接口长度L4 Interface length L4 (mm)	最大直径φD2 Maximum diameter ΦD2 (mm)	接口形式 Interface form	建议开孔尺寸 Suggested opening size
BST-FBI-3SALE2M8	28.1	6.9	10.5	M8X0.75外螺纹	
BST-FBI-3SALE2M10	23	11	11	M10X1 外螺纹	

温馨提示 Warm Tips

- 以上插头插座可任意组合成套，组合成套货号如：BST-FBI-3PALE2M10+BST-FBI-3SALE2M8。
- 根据接口形式选择对应货号。
- 因结构、接口、流体介质不同，流量系数存在差异，流量系数仅供参考。
- 如需详细尺寸数据，可联系我司技术人员获取。
- 如无合适接口，可联系我司根据客户特殊定制。

- The above plugs and sockets can be combined in any way, and the combined article number can be combined in two terms, such as BST-FBI-3PALE2M10+BST-FBI-3SALE2M8.
- Select the corresponding article number according to the form of interface.
- Due to different structure, interface and fluid medium, the flow coefficient is different. Flow coefficient is for reference only.
- For detailed size data, please contact our technical staff to obtain.
- If there is no appropriate interface, you can contact our company according to the customer's special customization.

→ FBI-5



插头货号 Plug Item No.	总长L1 Total length L1 (mm)	接口长度L3 Interface length L3 (mm)	最大直径φD1 Maximum diameter ΦD1 (mm)	接口形式 Interface form	建议开孔尺寸 Suggested opening size
BST-FBI-5PALE2M16	37.5	16.9	17.6	M16x0.75外螺纹	
BST-FBI-5PALE416.3163	37.5	17.7	—	法兰接口螺丝 孔位16.3x16.3	

插座货号 Socket Item No.	总长L2 Total length L2 (mm)	接口长度L4 Interface length L4 (mm)	最大直径φD2 Maximum diameter ΦD2 (mm)	接口形式 Interface form	建议开孔尺寸 Suggested opening size
BST-FBI-5SALE2M16	35	18.2	16.5	M16x0.75外螺纹	
BST-FBI-5SALE2M19	35	20	20.5	M19x1外螺纹	
BST-FBI-5SALE42121	36.9	20	—	法兰接口螺丝 孔位21x21	

温馨提示 Warm Tips

1. 以上插头插座可任意组合成套，组合成套货号
如：BST-FBI-5PALE416.316.3+BST-FBI-5SALE2M21。
2. 根据接口形式选择对应货号。
3. 因结构、接口、流体介质不同，流量系数存在差异，流量系数仅供参考。
4. 如需详细尺寸数据，可联系我司技术人员获取。
5. 如无合适接口，可联系我司根据客户特殊定制。

1. The above plugs and sockets can be combined in any way, and the combined article number can be combined in two terms, such as BST-FBI-5PALE416.316.3+BST-FBI-5SALE2M21。
2. Select the corresponding article number according to the form of interface.
3. Due to different structure, interface and fluid medium, the flow coefficient is different. Flow coefficient is for reference only.
4. For detailed size data, please contact our technical staff to obtain.
5. If there is no appropriate interface, you can contact our company according to the customer's special customization.

→ FBI-8

插头货号 Plug Item No.	插头接口图 Plug interface contour drawing	插头插座连接图 Plug and socket connection diagram	插座接口图 Socket interface contour drawing	插座货号 Socket Item No.
BST-FBI-8PALE2M21				BST-FBI-8SALE2M21
BST-FBI-8PALE2M22				BST-FBI-8SALE2M22
				BST-FBI-8SALE2M25

插头货号 Plug Item No.	总长L1 Total length L1 (mm)	接口长度L3 Interface length L3 (mm)	最大直径φD1 Maximum diameter ΦD1 (mm)	接口形式 Interface form	建议开孔尺寸 Suggested opening size
BST-FBI-8PALE2M21	38.5	17	23.5	M21x1外螺纹	
BST-FBI-8PALE2M22	38.5	17	23.5	M22x1外螺纹	

插座货号 Socket Item No.	总长L2 Total length L2 (mm)	接口长度L4 Interface length L4 (mm)	最大直径φD2 Maximum diameter ΦD2 (mm)	接口形式 Interface form	建议开孔尺寸 Suggested opening size
BST-FBI-8SALE2M21	38	18	21.5	M21x1外螺纹	
BST-FBI-8SALE2M22	38.5	19	22.5	M22x1外螺纹	
BST-FBI-8SALE2M25	38.5	20.5	27.8	M25x1外螺纹	

温馨提示 Warm Tips

- 以上插头插座可任意组合成套，组合成套货号如：BST-FBI-8PALE2M21+BST-FBI-8SALE2M25。
- 根据接口形式选择对应货号。
- 因结构、接口、流体介质不同，流量系数存在差异，流量系数仅供参考。
- 如需详细尺寸数据，可联系我司技术人员获取。
- 如无合适接口，可联系我司根据客户特殊定制。

- The above plugs and sockets can be combined in any way, and the combined article number can be combined in two terms, such as BST-FBI-8PALE2M21+BST-FBI-8SALE2M25.
- Select the corresponding article number according to the form of interface.
- Due to different structure, interface and fluid medium, the flow coefficient is different. Flow coefficient is for reference only.
- For detailed size data, please contact our technical staff to obtain.
- If there is no appropriate interface, you can contact our company according to the customer's special customization.

→ FBI-12

插头货号 Plug Item No.	插头接口图 Plug interface contour drawing	插头插座连接图 Plug and socket connection diagram	插座接口图 Socket interface contour drawing	插座货号 Socket Item No.
BST-FBI-12PALE2M29				BST-FBI-12SALE2M29
BST-FBI-12PALE2M30				BST-FBI-12SALE2M33 BST-FBI-12SALE2M36

插头货号 Plug Item No.	总长L1 Total length L1 (mm)	接口长度L3 Interface length L3 (mm)	最大直径φD1 Maximum diameter ΦD1 (mm)	接口形式 Interface form	建议开孔尺寸 Suggested opening size
BST-FBI-12PALE2M29	54	24	31.5	M29x1.5外螺纹	
BST-FBI-12PALE2M30	54	24	34	M30x1外螺纹	

插座货号 Socket Item No.	总长L2 Total length L2 (mm)	接口长度L4 Interface length L4 (mm)	最大直径φD2 Maximum diameter ΦD2 (mm)	接口形式 Interface form	建议开孔尺寸 Suggested opening size
BST-FBI-12SALE2M29	58	25	33	M29x1.5外螺纹	
BST-FBI-12SALE2M33	58	23.7	33.5	M33x1.5外螺纹	
BST-FBI-12SALE2M36	58	27.5	40	M36x1.5外螺纹	


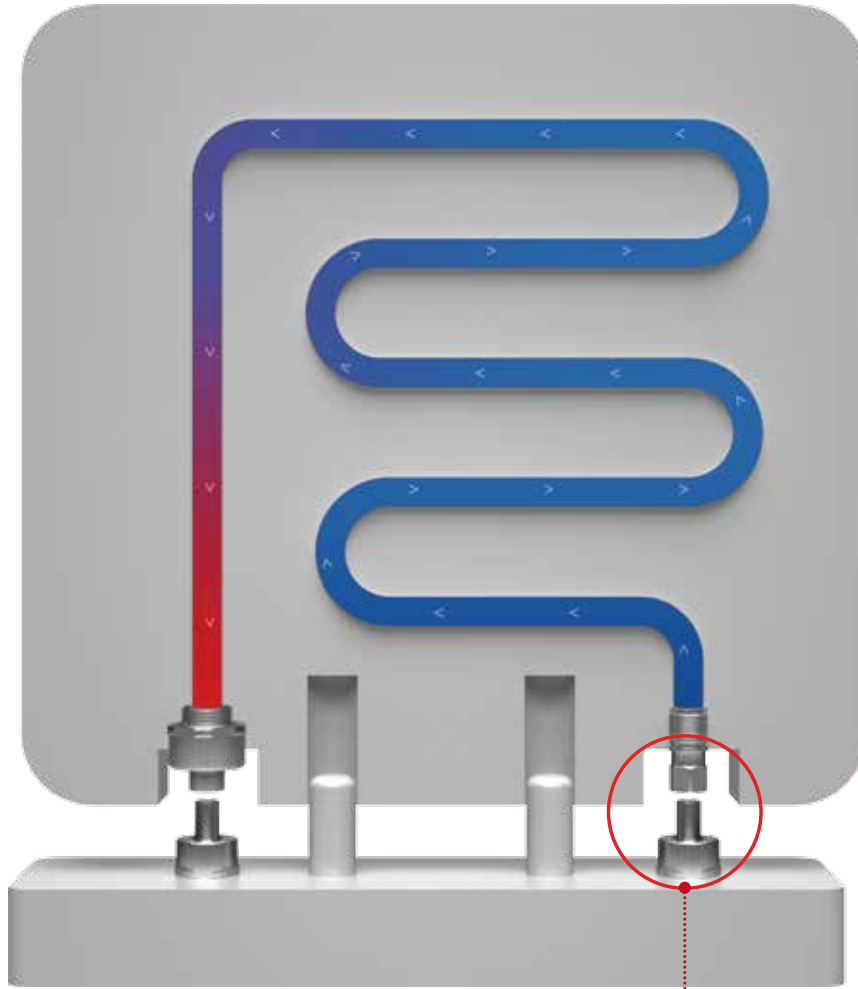
温馨提示 Warm Tips

- 以上插头插座可任意组合成套，组合成套货号如：BST-FBI-12PALE2M29+BST-FBI-5SALE2M36。
- 根据接口形式选择对应货号。
- 因结构、接口、流体介质不同，流量系数存在差异，流量系数仅供参考。
- 如需详细尺寸数据，可联系我司技术人员获取。
- 如无合适接口，可联系我司根据客户特殊定制。


- The above plugs and sockets can be combined in any way, and the combined article number can be combined in two terms, such as BST-FBI-12PALE2M29+BST-FBI-5SALE2M36.
- Select the corresponding article number according to the form of interface.
- Due to different structure, interface and fluid medium, the flow coefficient is different. Flow coefficient is for reference only.
- For detailed size data, please contact our technical staff to obtain.
- If there is no appropriate interface, you can contact our company according to the customer's special customization.

盲插式位移流体连接器

Displacement Blindly insertion fluid connector

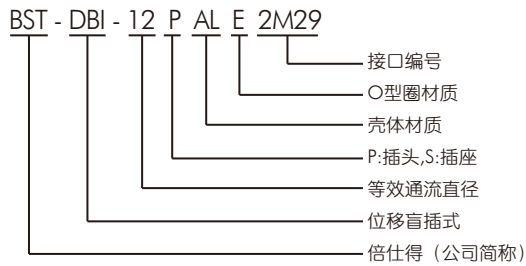


插头位移，对中误差 $D \leq 1.2\text{mm}$
The plug can be displaced, medium error $D \leq 1.2\text{mm}$



插头插座均位移，对中误差 $D \leq 2.4\text{mm}$
The plug and socket are displaced, medium error $D \leq 2.4\text{mm}$

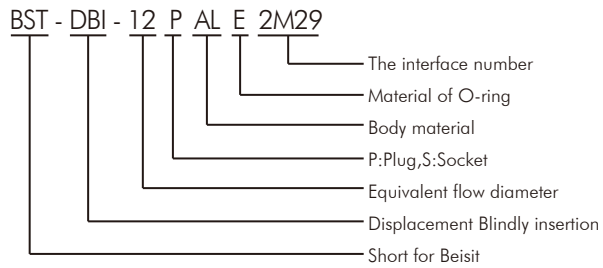
产品命名规则



壳体材质	AL: 铝; SS: 不锈钢; BR: 黄铜
O型圈材质	E: EPDM, 三元乙丙橡胶, -20°C~+150°C FV: FVMQ, 氟硅橡胶, -40°C~+175°C FP: FPM, 氟碳橡胶, -10°C~+200°C
等效通流直径	3: 流体有效截面积与直径3mm的圆面积相等
	5: 流体有效截面积与直径5mm的圆面积相等
	8: 流体有效截面积与直径8mm的圆面积相等
	12: 流体有效截面积与直径12mm的圆面积相等

接口编号	
1XXXX	-1: 内螺纹, 第二位便是螺纹类型 (M: 公制, G: G型螺纹, J: 美制螺纹), 后几位为螺纹大小, 如1G12。
2XXXX	-2: 外螺纹, 第二位便是螺纹类型 (M: 公制, G: G型螺纹, J: 美制螺纹), 后几位为螺纹大小, 如2G12。
3XX	-3: 卡箍式, 后两位为卡箍最小外径, 如319。
4XXX	-4: 法兰式, 后几位为孔位尺寸, 如43636。
5XXX	-5: 为90° 弯角, 后几位为螺纹或法兰孔位尺寸, 如51G12、53636。
6XXX	-6: 无具体意义, 特殊编号, 或为定制接口。

PART NUMBERS



Body material	AL: aluminum; SS: Stainless steel; BR: brass
Material of O-ring	E: EPDM, EPDM rubber, -20 C ~ +150 C FV: FVMQ, fluorine silicone rubber, -40 C ~ +175 C FP: FPM, fluorocarbon rubber, -10 C ~ +200 C
Equivalent flow diameter	3: The effective cross-sectional area of the fluid is equal to the area of a circle with a diameter of 3mm
	5: The effective cross-sectional area of the fluid is equal to the area of a circle with a diameter of 5mm
	8: The effective cross-sectional area of the fluid is equal to the area of a circle with a diameter of 8mm
	12: The effective cross-sectional area of the fluid is equal to the area of a circle with a diameter of 12mm

The interface number	
1XXXX	-1: internal thread, followed by thread type (M: metric, G: G thread, J: American thread), followed by thread size, such as 1G12.
2XXXX	-2: external thread, followed by thread type (M: metric, G: G thread, J: American thread), followed by thread size, such as 2G12.
3XX	-3: clamp, followed by the minimum outer diameter of the clamping, such as 319.
4XXX	-4: Flange, followed by the hole size, such as 43636.
5XXX	-5: right angle, followed by the thread or flange hole size, such as 51G12 53636.
6XXX	-6: customer specific.

技术参数

工作温度	-55°C-+95°C
交变湿热	240h
盐雾测试	≥168h
机械寿命	3000次插拔
壳体材料种类	黄铜镀镍、铝合金、不锈钢可选
密封件材料种类	丁腈橡胶、三元乙丙橡胶、氟硅橡胶、氟碳橡胶可选
振动测试	按GJB360B-2009方法214, 连接器承受1MPa压力无泄漏
冲击测试	按GJB360B-2009方法213, 连接器承受1MPa压力无泄漏




产品型号	BST-DBI-3	BST-DBI-5	BST-DBI-8	BST-DBI-12
最大工作压力 (bar)	16	16	16	16
最小爆破压力 (MPa)	6	6	6	6
流量系数 (m³/h)	0.25	0.82	2.20	4.81
最大工作流量 (L/Min)	2.1	5.88	15	33.9
单次插拔最大泄露量 (ml)	0.002	0.005	0.012	0.02
最大插合力 (N)	45	60	100	155

Technical Parameter

Working temperature	-55°C-+95°C	Body material	brass nickel plating, aluminum alloy, stainless steel
Alternating humidity and heat	240h	Sealing material	nitrile rubber, EPDM rubber, fluorosilicone rubber, fluorine-carbon rubber
Salt spray test	≥168h	Vibration test	according to GJB360B-2009 method 214, the connector is subjected to 1MPa pressure without leakage
Mating cycle	3000 times of plugging	Impact test	according to GJB360B-2009 method 213, the connector is subjected to 1MPa pressure without leakage


Product model	BST-DBI-3	BST-DBI-5	BST-DBI-8	BST-DBI-12
Maximum working pressure (bar)	16	16	16	16
Minimum burst pressure (MPa)	6	6	6	6
Flow coefficient (m³/h)	0.25	0.82	2.20	4.81
Maximum working flow (L/Min)	2.1	5.88	15	33.9
Maximum leakage (ml)	0.002	0.005	0.012	0.02
Maximum insertion force (N)	45	60	100	155

位移盲插式流体连接器对中误差补偿



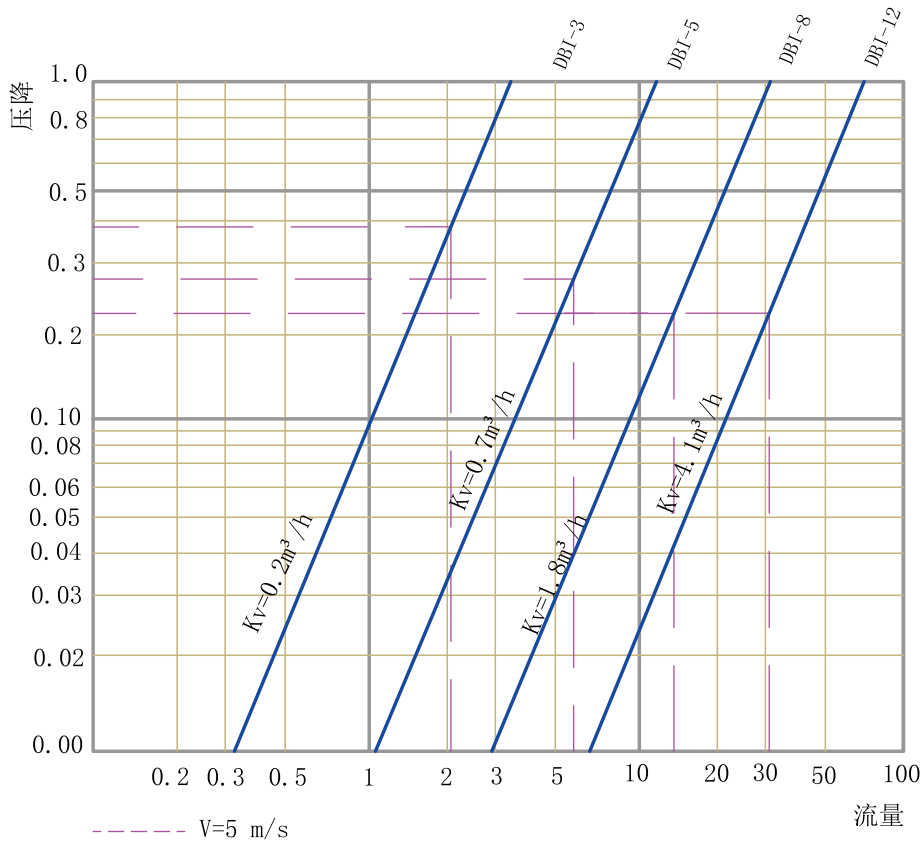
产品型号	最大不对中误差D (mm)	机械限位B (mm)	位移部分
DBI-3	1.2	30±1	插头
DBI-5	1.2	44.5±1	插头
DBI-8	1.2	49±1	插头
DBI-12	1.2	67±1	插头

Displacement blindly insertion fluid connector compensation for the median error

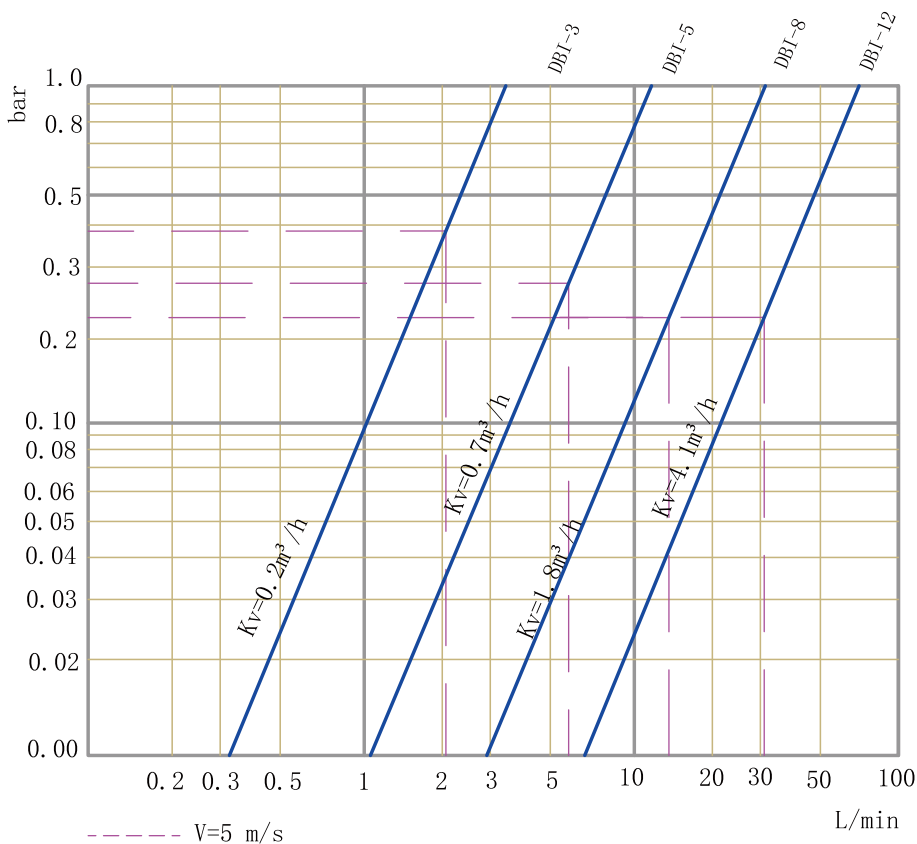



Product model	Maximum mismedian D (mm)	Mechanical limit B (mm)	Displacement part
DBI-3	1.2	30±1	Plugs
DBI-5	1.2	44.5±1	Plugs
DBI-8	1.2	49±1	Plugs
DBI-12	1.2	67±1	Plugs

DBI流量曲线



DBI Flow curve



接口参数
 Plug contour drawing


插头货号 Plug Item No.	插头接口编号 Plug interface number	总长L1 Total length L1 (mm)	接口长度L3 Interface length L3 (mm)	最大直径φD1 Maximum diameter ΦD1 (mm)	接口形式 Interface form
BST-DBI-3PALE2M11	2M11	37.2	11.5	20	M11x1外螺纹
BST-DBI-5PALE2M16	2M16	51.3	13	27.5	M16x0.75外螺纹
BST-DBI-8PALE2M21	2M21	60	16	33	M21x1外螺纹
BST-DBI-12PALE2M29	2M29	73.5	19	41	M29x1.5外螺纹

插座货号 Socket Item No.	插座接口编号 Socket interface number	总长L2 Total length L2 (mm)	接口长度L4 Interface length L4 (mm)	最大直径φD2 Maximum diameter ΦD2 (mm)	接口形式 Interface form
BST-FBI-3SALE2M10	2M10	23	11	11	M11x1外螺纹
BST-FBI-5SALE2M16	2M16	35	18.2	16.5	M16x0.75外螺纹
BST-FBI-8SALE2M21	2M21	38	18	21.5	M21x1外螺纹
BST-FBI-12SALE2M29	2M29	58	25	33	M29x1.5外螺纹

温馨提示 Warm Tips

1. 以上位移盲插式插头可匹配等通径的浮动盲插式插座，整体(组合、成套)货号可两项相加，如：BST-DBI-3PALE2M11+BST-FBI-3SALE2M8。
2. 根据接口形式选择对应货号。
3. 因结构、接口、流体介质不同，流量系数存在差异，流量系数仅供参考。
4. 如需详细尺寸数据，可联系我司技术人员获取。
5. 如无合适接口，可联系我司根据客户特殊定制。
6. 如需补偿更大对中误差，可联系我司咨询位移盲插式插座。

1. The above plugs can be combined with equal sockets, and the combined article number can be combined in two terms, such as BST-DBI-3PALE2M11+BST-FBI-3SALE2M8.
2. Select the corresponding article number according to the form of interface.
3. Due to different structure, interface and fluid medium, the flow coefficient is different. Flow coefficient is for reference only.
4. For detailed size data, please contact our technical staff to obtain.
5. If there is no appropriate interface, you can contact our company according to the customer's special customization.
6. If you need to compensate for larger pair errors, contact us for displacement blindly insertion sockets.

倍仕得电气科技(杭州)股份有限公司
BEISIT ELECTRIC TECH (HANGZHOU) CO.,LTD.

浙江杭州余杭经济技术开发区唐梅路1号 邮编：311100

Add.: 1, Tangmei Rd., Yuhang Economic-Technological
Development Area, Hangzhou, Zhejiang 311100, China
Tel: 0086-571-8936 2888 E-mail: info@beisit.com
Http: // www.beisit.com

BEISIT GMBH

Parkstraße 24,65812 Bad Soden am Taunus,Hessen,Germany
Tel:0049-152-2219-5315
E-mail: alex@beisit.com www.beisit.eu



BEISIT[®]
electric contact

⚠ We reserve the right to make technical changes or modify the contents of this document without prior notice. All the agreed particulars shall prevail. All rights reserved.